



Location: CMA5b - Pedestrian Plaza

Report on 24-hour TSP monitoring for EP-376/2009

Action Level - 209.9 µg/m<sup>3</sup>

Limit Level - 260 µg/m<sup>3</sup>

Date	Sampling Time	Weather Condition	Filter paper no.	Filter Weight, g		Elapse Time, hr		Sampling Time, hr	Flow Rate, m <sup>3</sup> /min			Total Volume, m <sup>3</sup>	TSP Level, µg/m <sup>3</sup>
				Initial	Final	Initial	Final		Initial, Q <sub>si</sub>	Final, Q <sub>sf</sub>	Average		
1-Sep-17	8:00	Cloudy	21969	2.8285	2.9810	8936.91	8960.91	24.00	1.08	1.08	1.08	1555	98.1
7-Sep-17	8:00	Cloudy	21939	2.8316	2.9142	8963.91	8987.91	24.00	1.08	1.08	1.08	1557	53.1
13-Sep-17	8:00	Fine	22107	2.8301	3.0357	8990.91	9014.91	24.00	1.08	1.08	1.08	1555	132.3
19-Sep-17	8:00	Fine	22168	2.8568	3.0388	9017.91	9041.91	24.00	1.08	1.08	1.08	1556	117.0
25-Sep-17	8:00	Fine	22246	2.8476	2.9331	9044.91	9068.91	24.00	1.02	1.08	1.05	1509	56.7

Report on 1-hour TSP monitoring for EP-376/2009

Action Level - 339.7 µg/m<sup>3</sup>

Limit Level - 500 µg/m<sup>3</sup>

Date	Sampling Time	Weather Condition	Filter paper no.	Filter Weight, g		Elapse Time, hr		Sampling Time, hr	Flow Rate, m <sup>3</sup> /min			Total Volume, m <sup>3</sup>	TSP Level, µg/m <sup>3</sup>
				Initial	Final	Initial	Final		Initial, Q <sub>si</sub>	Final, Q <sub>sf</sub>	Average		
2-Sep-17	8:35	Cloudy	21948	2.8382	2.8449	8960.91	8961.91	1.00	1.08	1.08	1.08	65	103.4
2-Sep-17	9:40	Cloudy	21961	2.8351	2.8453	8961.91	8962.91	1.00	1.02	1.02	1.02	61	167.4
2-Sep-17	13:00	Cloudy	22037	2.7940	2.8107	8962.91	8963.91	1.00	1.08	1.08	1.08	65	257.8
8-Sep-17	8:30	Cloudy	22115	2.8221	2.8268	8987.91	8988.91	1.00	1.08	1.08	1.08	65	72.4
8-Sep-17	10:25	Cloudy	22070	2.8515	2.8533	8988.91	8989.91	1.00	1.08	1.08	1.08	65	27.7
8-Sep-17	13:00	Cloudy	22082	2.7942	2.8000	8989.91	8990.91	1.00	1.08	1.08	1.08	65	89.3
14-Sep-17	8:05	Fine	22175	2.8571	2.8744	9014.91	9015.91	1.00	1.08	1.08	1.08	65	266.9
14-Sep-17	13:00	Fine	22185	2.8636	2.8756	9015.91	9016.91	1.00	1.02	1.02	1.02	61	196.9
14-Sep-17	15:15	Fine	22182	2.8681	2.8756	9016.91	9017.91	1.00	0.95	0.95	0.95	57	131.4
20-Sep-17	8:46	Fine	22254	2.8690	2.8780	9041.91	9042.91	1.00	1.08	1.02	1.05	63	143.1
20-Sep-17	10:04	Fine	22250	2.8374	2.8558	9042.91	9043.91	1.00	1.08	1.08	1.08	65	283.9
20-Sep-17	13:45	Fine	22270	2.8489	2.8708	9043.91	9044.91	1.00	1.11	1.11	1.11	67	328.1
26-Sep-17	8:45	Fine	22232	2.8398	2.8517	9068.91	9069.91	1.00	1.08	1.08	1.08	65	183.7
26-Sep-17	13:00	Fine	22139	2.8257	2.8314	9069.91	9070.91	1.00	1.08	1.08	1.08	65	88.0
26-Sep-17	14:59	Fine	22130	2.8465	2.8519	9070.91	9071.91	1.00	1.08	1.08	1.08	65	83.4



Location: CMA6a - WDII PRE Office

Report on 24-hour TSP monitoring for EP-376/2009

Action Level - 207.1 µg/m<sup>3</sup>

Limit Level - 260 µg/m<sup>3</sup>

Date	Sampling Time	Weather Condition	Filter paper no.	Filter Weight, g		Elapse Time, hr		Sampling Time, hr	Flow Rate, m <sup>3</sup> /min			Total Volume, m <sup>3</sup>	TSP Level, µg/m <sup>3</sup>
				Initial	Final	Initial	Final		Initial, Q <sub>si</sub>	Final, Q <sub>sf</sub>	Average		
1-Sep-17	8:00	Cloudy	21898	2.8291	2.9699	2684.17	2708.17	24.00	0.96	0.96	0.96	1384	101.7
7-Sep-17	8:00	Cloudy	21086	2.8959	2.9542	2711.27	2735.27	24.00	0.96	0.96	0.96	1386	42.1
13-Sep-17	8:00	Fine	22089	2.8031	2.8906	2738.27	2762.27	24.00	0.96	0.96	0.96	1384	63.2
19-Sep-17	8:00	Fine	22171	2.8638	2.9642	2765.27	2789.27	24.00	0.96	0.96	0.96	1385	72.5
25-Sep-17	8:00	Fine	22265	2.8722	2.9151	2792.27	2816.27	24.00	0.96	0.96	0.96	1385	31.0

Report on 1-hour TSP monitoring for EP-376/2009

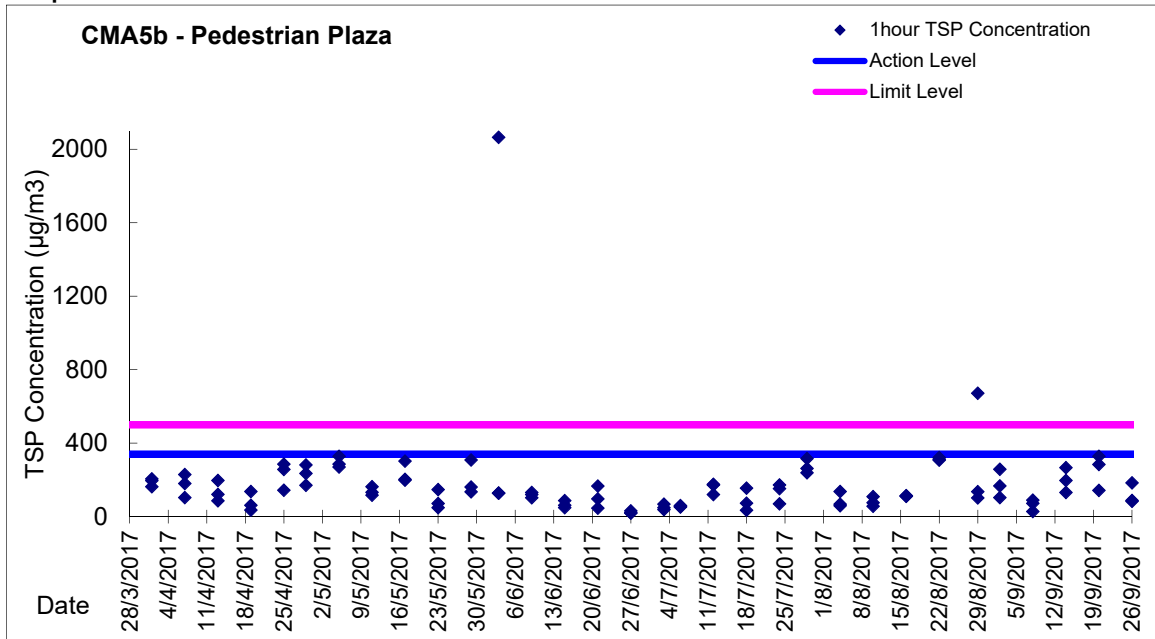
Action Level - 333 µg/m<sup>3</sup>

Limit Level - 500 µg/m<sup>3</sup>

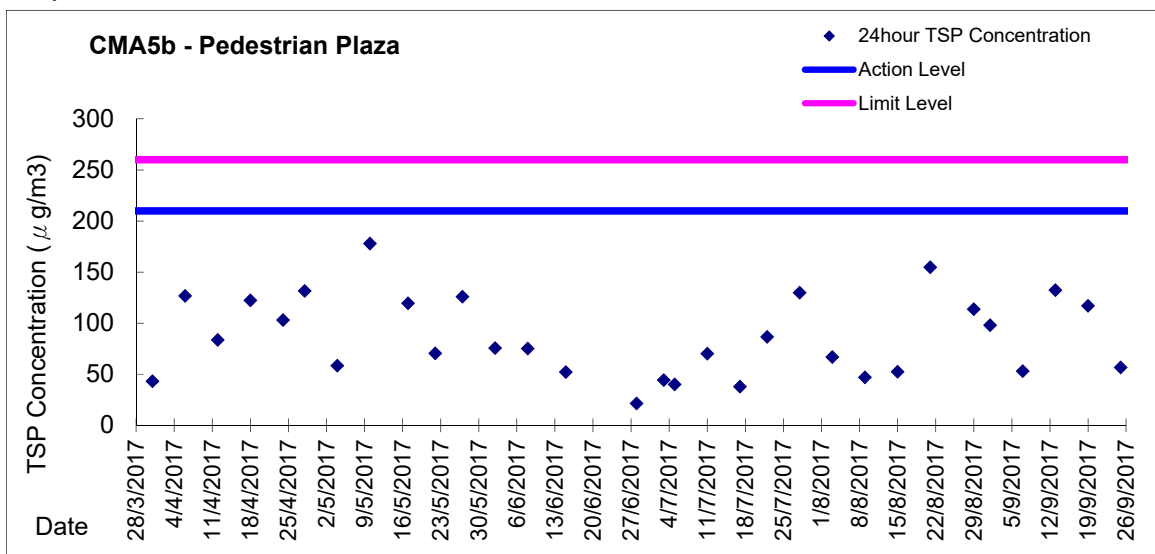
Date	Sampling Time	Weather Condition	Filter paper no.	Filter Weight, g		Elapse Time, hr		Sampling Time, hr	Flow Rate, m <sup>3</sup> /min			Total Volume, m <sup>3</sup>	TSP Level, µg/m <sup>3</sup>
				Initial	Final	Initial	Final		Initial, Q <sub>si</sub>	Final, Q <sub>sf</sub>	Average		
2-Sep-17	8:35	Cloudy	21947	2.8469	2.8518	2708.17	2709.17	1.00	0.96	0.96	0.96	58	85.0
2-Sep-17	9:37	Cloudy	21958	2.8428	2.8486	2709.17	2710.17	1.00	0.96	0.96	0.96	58	100.6
2-Sep-17	13:00	Cloudy	22038	2.7866	2.7952	2710.17	2711.17	1.00	0.96	0.96	0.96	58	149.1
8-Sep-17	8:30	Cloudy	22062	2.8442	2.8452	2735.27	2736.27	1.00	0.96	0.96	0.96	58	17.3
8-Sep-17	10:35	Cloudy	22073	2.7889	2.7899	2736.27	2737.27	1.00	0.96	0.96	0.96	58	17.3
8-Sep-17	13:00	Cloudy	22080	2.7983	2.7997	2737.27	2738.27	1.00	0.96	0.96	0.96	58	24.2
14-Sep-17	8:34	Fine	22174	2.8509	2.8588	2762.27	2763.27	1.00	0.96	0.96	0.96	58	136.9
14-Sep-17	10:35	Fine	22179	2.8624	2.8683	2763.27	2764.27	1.00	0.96	0.96	0.96	58	102.3
14-Sep-17	16:43	Fine	22181	2.8492	2.8539	2764.27	2765.27	1.00	0.96	0.96	0.96	58	81.5
20-Sep-17	8:26	Fine	22256	2.8539	2.8605	2789.27	2790.27	1.00	0.96	0.96	0.96	58	114.4
20-Sep-17	9:55	Fine	22259	2.8592	2.8655	2790.27	2791.27	1.00	0.96	0.96	0.96	58	109.2
20-Sep-17	15:00	Fine	22272	2.8477	2.8518	2791.27	2792.27	1.00	0.96	0.96	0.96	58	71.1
26-Sep-17	9:02	Fine	22230	2.8488	2.8520	2816.27	2817.27	1.00	0.96	0.96	0.96	58	55.5
26-Sep-17	13:00	Fine	22141	2.8454	2.8486	2817.27	2818.27	1.00	0.96	0.96	0.96	58	55.5
26-Sep-17	15:15	Fine	22375	2.8434	2.8453	2818.27	2819.27	1.00	0.96	0.96	0.96	58	33.0



Graphic Presentation of 1 hour TSP Result for EP-376/2009

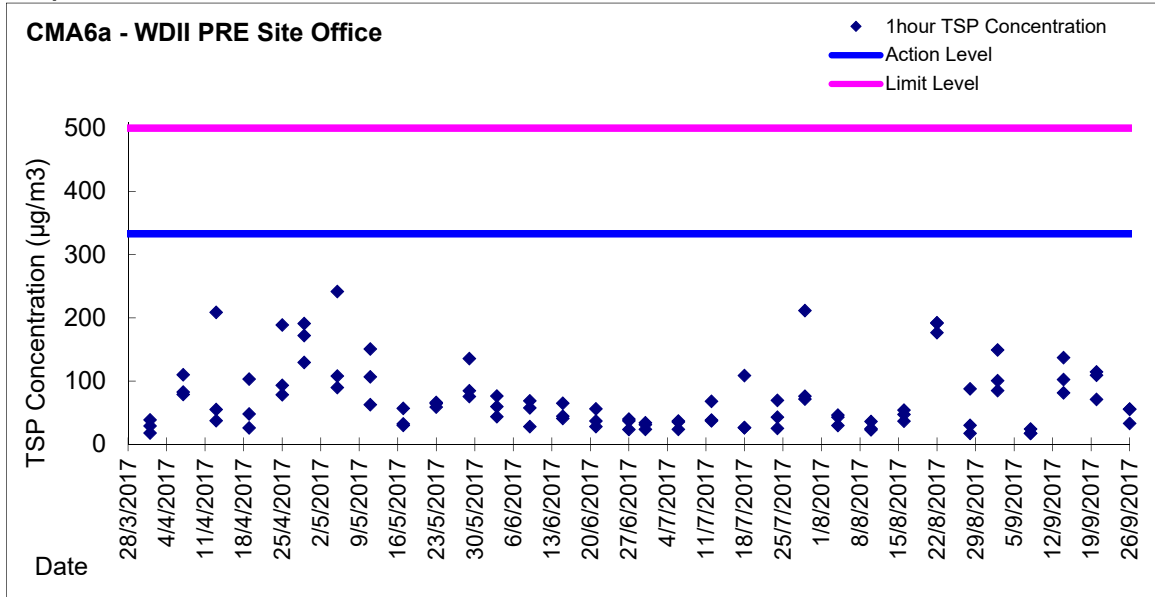


Graphic Presentation of 24 hour TSP Result for EP-376/2009





Graphic Presentation of 1 hour TSP Result for EP-376/2009



Graphic Presentation of 24 hour TSP Result for EP-376/2009

